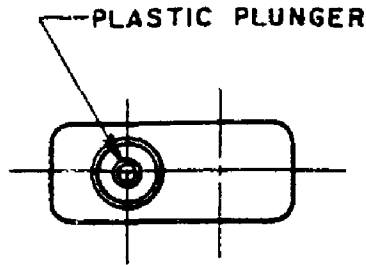
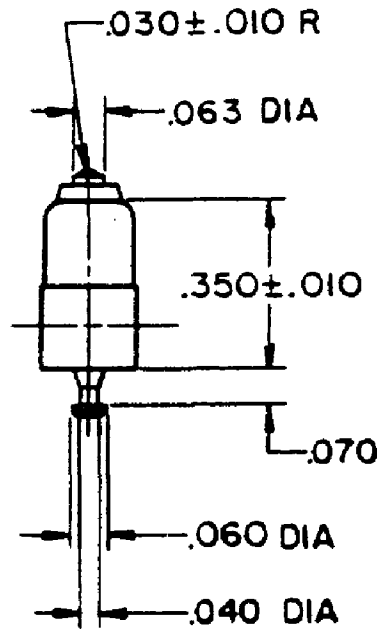
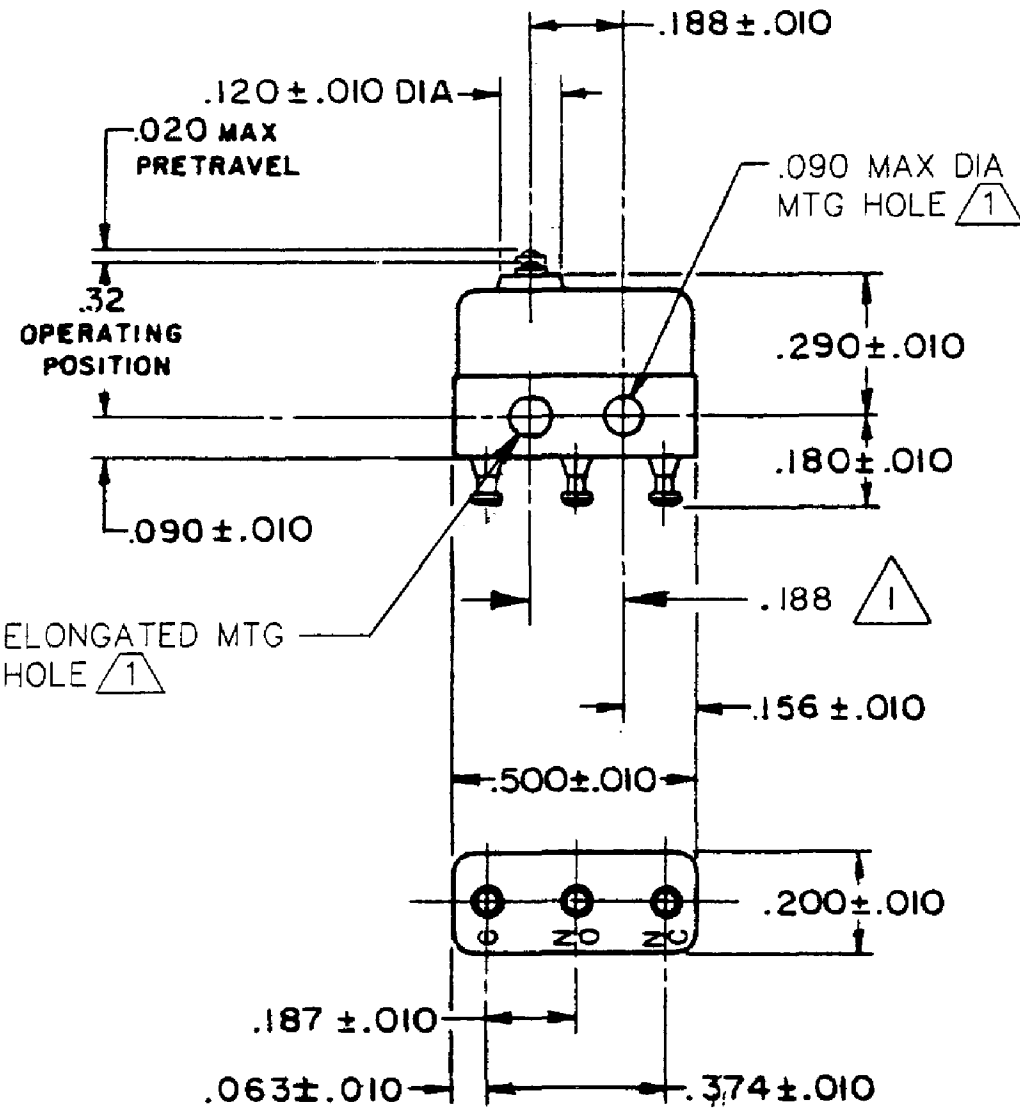


HONEYWELL PART NUMBER
4SX1-T
PRODUCT CODE VDF0150

REV	DOCUMENT	CHANGED BY	CHECK
9	0038447	SS 28MAR08	BLR



PLASTIC PLUNGER



- NOTES**
- 1 MOUNTING HOLES WILL ACCEPT PINS OR SCREWS OF .087 MAX DIA ON .188 ± .002 CENTERS
 - 2-TERMINALS ARE PLATED FOR SOLDERING
 - 3-SWITCH WILL WITHSTAND TEMPERATURE OF 400° F

RELEASE NO.	SR 9107
REPLACES	

CHARACTERISTICS	
OPERATING FORCE	5 OZ MAX
RELEASE FORCE	1 OZ MIN
DIFFERENTIAL TRAVEL	.005 MAX
OVERTRAVEL	.004 MIN

ELECTRICAL DATA		
CONTACT ARRANGEMENT SPDT		
28 VOLTS DC RATING		
	SEA LEVEL	50,000 FT
INDUCTIVE	4 AMP	2.5 AMP
RESISTIVE	7 AMP	7 AMP
MAXIMUM INRUSH 24 AMP		
APPROVALS	KEMA, CE	7A 250V ~ T125 5E4
	UL, CSA	7A 250 VAC

DESIGN UNITS: INCH
TOLERANCES UNLESS NOTED:
NO PLACE X ±
ONE PLACE .X ±
TWO PLACE .XX ±
THREE PLACE .XXX ±
FOUR PLACE .XXXX ±
ANGLES ±
THIRD ANGLE PROJECTION

DRAWN	SPK	06FEB08
CHECK	RJ	06FEB08
THIS DRAWING COVERS A PROPRIETARY ITEM AND IS THE PROPERTY OF HONEYWELL. THIS DRAWING IS NOT TO BE COPIED OR USED WITHOUT THE PERMISSION OF HONEYWELL.		
INTERPRET PER ANSI Y14.5M-1982 OTHER HONEYWELL ENGINEERING STANDARDS MAY APPLY		
RASTER		

Honeywell			
TITLE SWITCH - BASIC			
SIZE	TYPE	DRAWING NAME	REV
B	I	4SX1-T	9
SCALE	-	WEIGHT: .003 LB MAX	SHEET 1 OF 1